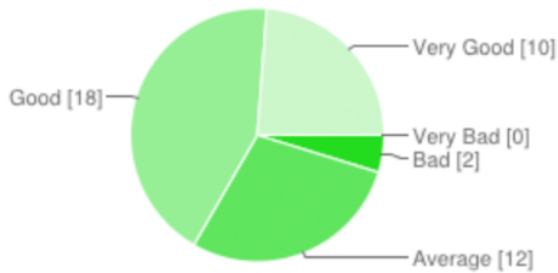


ATTACHMENT B

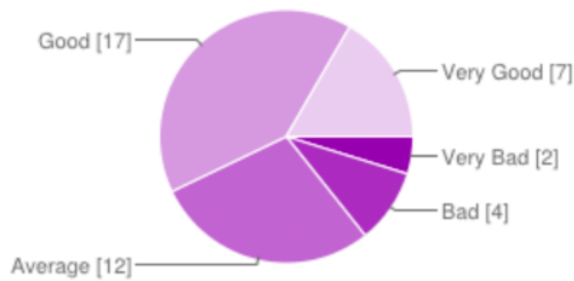
Malaysian Night 2013: Post event-survey

**How were the performances?**



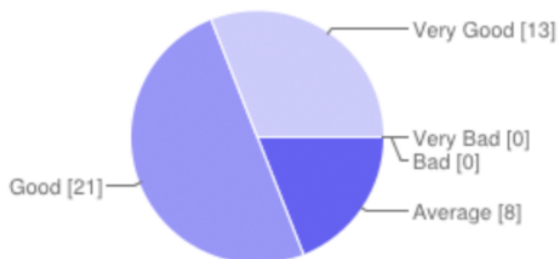
Very Bad	<b>0</b>	0%
Bad	<b>2</b>	5%
Average	<b>12</b>	29%
Good	<b>18</b>	43%
Very Good	<b>10</b>	24%

**How did you find the voting system for the Karaoke Competition?**



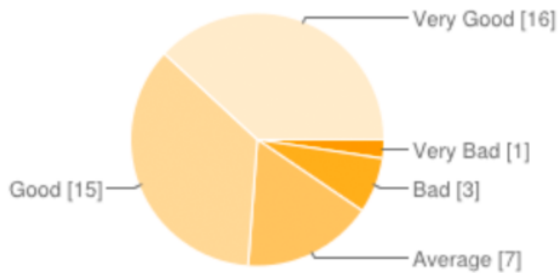
Very Bad	<b>2</b>	5%
Bad	<b>4</b>	10%
Average	<b>12</b>	29%
Good	<b>17</b>	40%
Very Good	<b>7</b>	17%

**How was the general cleanliness of the event?**



Very Bad	<b>0</b>	0%
Bad	<b>0</b>	0%
Average	<b>8</b>	19%
Good	<b>21</b>	50%
Very Good	<b>13</b>	31%

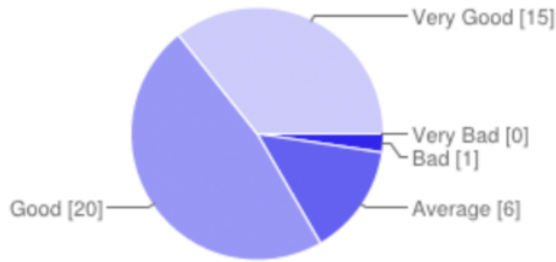
**How was the atmosphere of the event?**



Very Bad	<b>1</b>	2%
Bad	<b>3</b>	7%
Average	<b>7</b>	17%
Good	<b>15</b>	36%
Very Good	<b>16</b>	38%

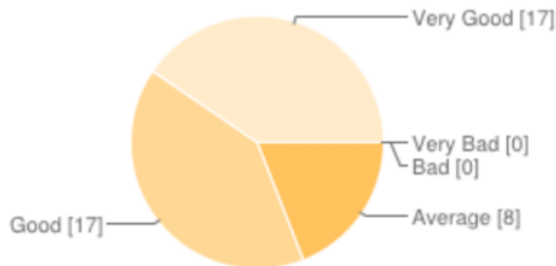
ATTACHMENT B

**What was your general impression of Malaysian Night 2013?**



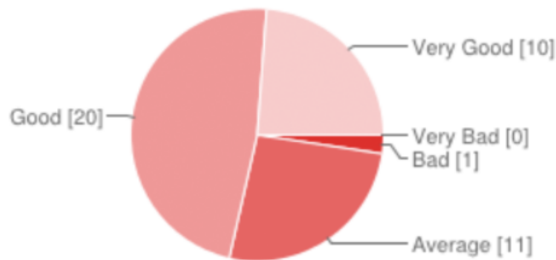
Very Bad	0	0%
Bad	1	2%
Average	6	14%
Good	20	48%
Very Good	15	36%

**How was the food?**



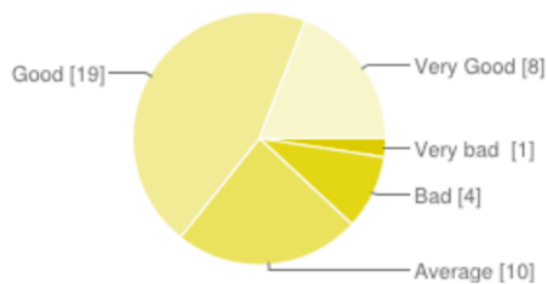
Very Bad	0	0%
Bad	0	0%
Average	8	19%
Good	17	40%
Very Good	17	40%

**How did you find the registration procedure?**



Very Bad	0	0%
Bad	1	2%
Average	11	26%
Good	20	48%
Very Good	10	24%

**How did you find the general flow of the event?**



Very bad	1	2%
Bad	4	10%
Average	10	24%
Good	19	45%
Very Good	8	19%